

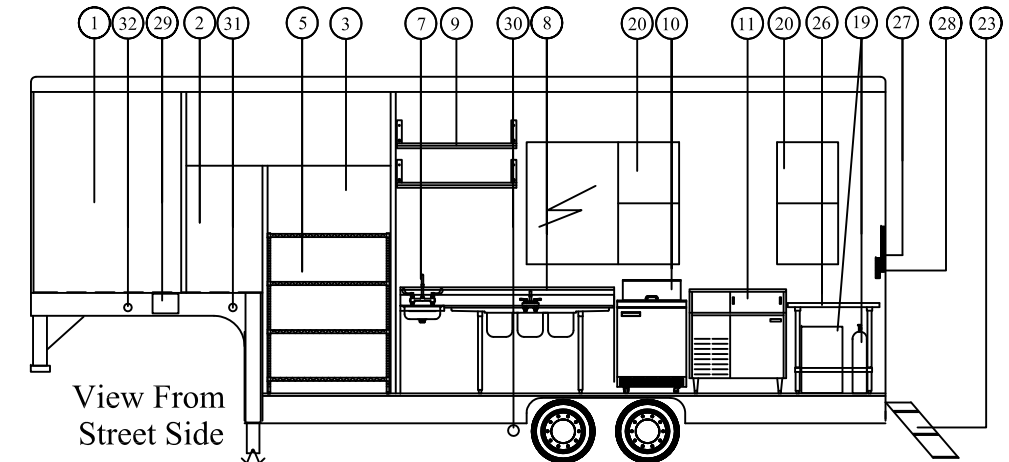
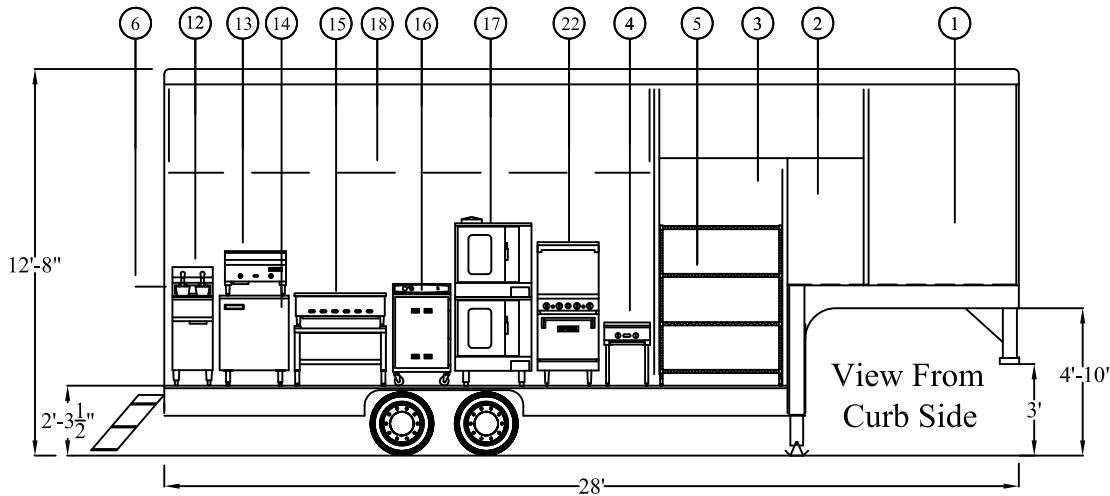
Note: This drawing shows the typical layout and listing of equipment in this unit. Please verify the current layout and equipment specifications with your Stewart's Mobile Concepts Representative.

Equipment List

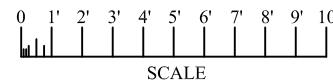
1. Lockable Generator Equipment Compartment
2. Reach-in Freezer 6'10" w x 2'5" d X 3'8" h
3. Walk-in Refrigerator 6'10" w x 4' d X 7'1" h
4. Stock Pot Burner
5. S/S 4-tier Storage Shelves
6. Entry Door W/ Screen
7. S/S Hand Sink
8. S/S 3 Compartment Sink W/ S/S Fold Down Countertops
9. S/S Over-Shelf W/ Marine Rail
10. Reach-in Refrigerator W/ Sandwich Making Prep-Top
11. Ice Bin W/ Exterior Service 4 Flavor Soda & Ice dispenser
12. Double Basket Floor Model Fryer
13. 24" Countertop Griddle
14. Under-counter Reach-in Refrigerator
15. 36" Char Broiler W/ Storage Base
16. Under Counter Hot Holding Cabinet
17. 1/2 Size Dual Stack Convection Ovens
18. S/S Exhaust Hood W/ Ansul Fire Suppression System
19. Post Mix Soda & Carbonator Location
20. Pass Thru Service Window
21. Removed this Application
22. 4-Burner Range W/ Standard Oven & Pot Filler Faucet
23. Exterior mounted Entry Steps
24. Delivery Hatch to Walk-in Refrigerator
25. 16' Retractable Canopy
26. S/S Work Top 36" l x 21" w
27. Electrical Panel Exterior Recessed
28. Ansul Pull Station
29. 3/4" Fresh Water Hook-up To Standard Hose
30. Waste Water 3" Dump Valve
31. LP Vapor Propane Tie-in Location
32. Electrical Tie-in Location

Items Not Shown

1. 2 RV Style Air-conditioning Units
2. Extra 110v Convenience Outlets
3. Hot Water Heater
4. Remote Refrigeration Compressor
5. Transfer Switch for Generator & Shore Power
6. 20kv Generator On Board
7. 50' Cable for Shore Power Connection
8. Fire Extinguisher (Wall Mounted)
9. Fresh Water Holding Tanks
10. Waste Water Holding Tanks



Note: Trailer Power Requirements:
208v/ 1 Phase 100 A



THIS PRINT IS THE PROPERTY OF STEWART'S MOBILE CONCEPTS, LTD. AND REPRESENTS A PROPRIETARY ARTICLE IN WHICH STEWART'S MOBILE CONCEPTS, LTD. RETAINS ANY AND ALL PATENT AND OTHER RIGHTS, INCLUDING EXCLUSIVE RIGHTS OF USE AND/OR MANUFACTURE, AND/OR SALE. POSSESSION OF THIS PRINT DOES NOT CONVEY ANY PERMISSION TO REPRODUCE PRINT OR MANUFACTURE ARTICLE(S) SHOWN HEREIN, SUCH PERMISSION TO BE GRANTED ONLY BY SPECIFIC AUTHORIZATION IN WRITING, SIGNED BY AN OFFICER OR OTHER AUTHORIZED AGENT OF STEWART'S MOBILE CONCEPTS, LTD. THEREOF. SPECIFICATION CANNOT BE CHANGED WITHOUT WRITTEN APPROVAL OF STEWART'S MOBILE CONCEPTS, LTD.

A	6/30/2020	RC			Equipment Change
REV	DATE	BY	CK	ECN #	DESCRIPTION
STEWART'S MOBILE CONCEPTS, LTD. 845 EAST JERICO TURNPIKE Huntington Station, New York 11746					
TITLE: K-128 Side View, Elevations					
MODEL: K-128 Hot Kitchen					
PATH: D:\Acad\StewartsMobile\K 128					PART NO.:
SCALE: NTS	PLOTS/SCALE: 1	DATE: 06/15/09	DRAWING NO.:		
DRAWN BY: RDC	LAST UPDATED: 08/30/09		K-128S		