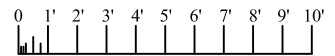



Note: This drawing shows the typical layout and listing of equipment in this unit. Please verify the current layout and equipment specifications with your Stewart's Mobile Concepts Representative.

Equipment List

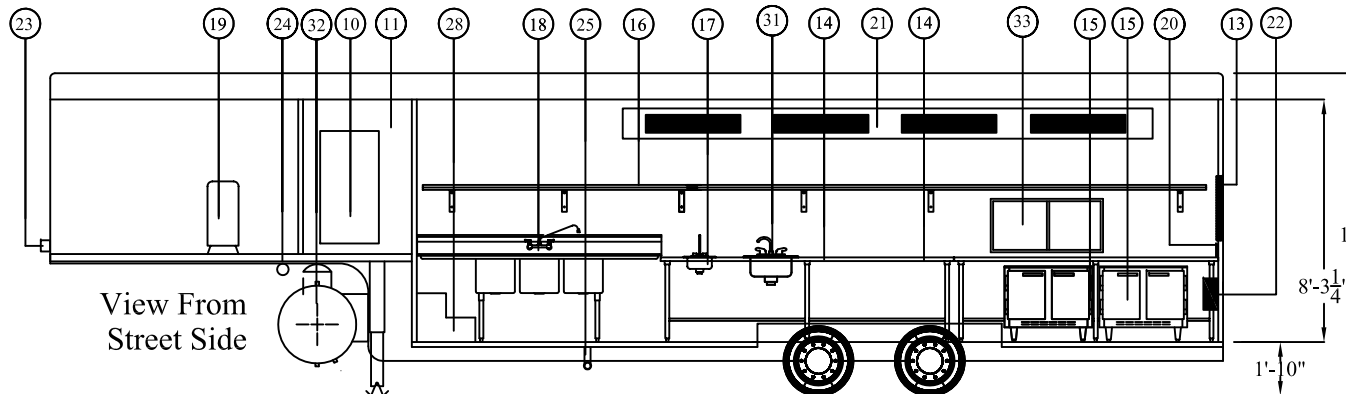
1. Entry Door W/ Closer
2. Dual Stack Convection Ovens
3. 20 Gallon Tilt Skillet
4. S/S Exhaust Hood W/ Ansul System
5. Not Used in this Layout
6. S/S Counter
7. 75lb. Floor Model Fryer
8. 36" 6 Burner Range W/ Oven Below
9. 14 cu. ft. Reach-in Upright Freezer
10. Escape/ Loading Door into Walk-in
11. Walk-in Refrigerator
12. Utility Compartment
13. Electrical Panel 220v / 1 Phase / 125A
(Access from outside)
14. S/S Counter
15. Double Door Under Counter Reach-in Refrigerator
16. S/S Over Shelf
17. S/S Hand Sink
18. 3 Compartment Sink
19. Hot Water Heater
20. Ansul Pull Station
21. Make Up Air Vents
22. K-Type Fire Extinguisher
23. Electrical Hook-up
24. 3/4" Fresh Water Hook-up
25. 2" Waste Water PCV Hook-up
26. Heater/ Furnace Unit
27. Ansul System
28. Entry Step to Walk-in
29. 36" Flat Top Griddle on Stand
30. Three Pan Steamer on Stand
31. Single Compartment Prep Sink
32. 80 Gal. Propane Tank (Under Floor)
33. 48" wide 24" Tall Serving Window



SCALE



View From
Curb Side



View From
Street Side

Trailer Power Requirements:
220v / 1 Phase / 125 Amp

Note: Items Not Shown

- * Fresh Water Holding Tank
- * Waste Water Holding Tank
- * (2) Roof Mounted A/C Units
- * Front Mounted Propane Tanks
- * Potable Entry Step for Rear Access
- * 25 Kw Onboard Generator

THIS PRINT IS THE PROPERTY OF STEWART'S MOBILE CONCEPTS, LTD. AND REPRESENTS A PROPRIETARY ARTICLE IN WHICH STEWART'S MOBILE CONCEPTS, LTD. RETAINS ANY AND ALL PATENT AND OTHER RIGHTS, INCLUDING EXCLUSIVE RIGHTS OF USE AND/OR MANUFACTURE, AND/OR SALE. POSSESSION OF THIS PRINT DOES NOT CONVEY ANY PERMISSION TO REPRODUCE PRINT OR MANUFACTURE ARTICLES SHOWN HEREIN, SUCH PERMISSION TO BE GRANTED ONLY BY SPECIFIC AUTHORIZATION IN WRITING, SIGNED BY AN OFFICER OR OTHER AUTHORIZED AGENT OF STEWART'S MOBILE CONCEPTS, LTD. THEREOF. SPECIFICATION CANNOT BE CHANGED WITHOUT WRITTEN APPROVAL OF STEWART'S MOBILE CONCEPTS, LTD.

REV	DATE	BY	CHK	ECH #	DESCRIPTION
STEWART'S MOBILE CONCEPTS, LTD. 645 EAST JERICHO TURNPIKE Huntington Station, New York 11746					
TITLE: K-397 Side View/ Elevations					
MODEL: K-397 Hot Kitchen					
PART: D/Acad/StewartsMobile/K 397					PART NO.:
SCALE: NTS	PLOTS/SCALE: 1	DATE: 03/18/2009	DRAWING NO.: K-397S		
DRAWN BY: RDC		LAST UPDATED: 11/02/2017			